


# Corporate Parenting Data Set

## People - Childrens



July 2020 Data

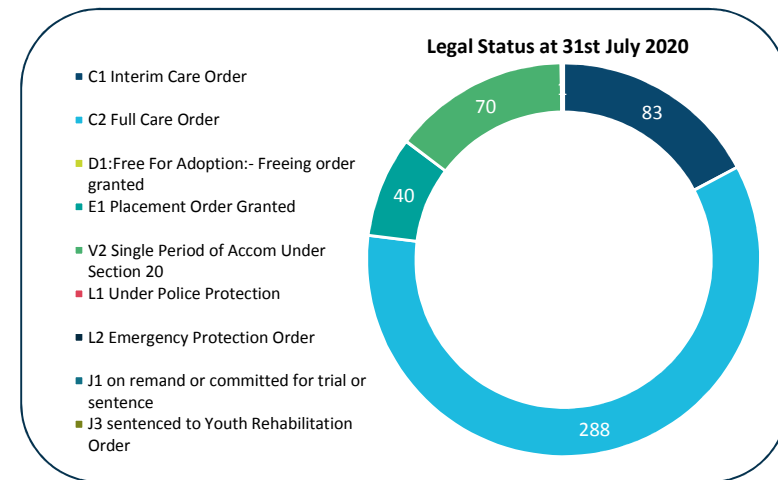
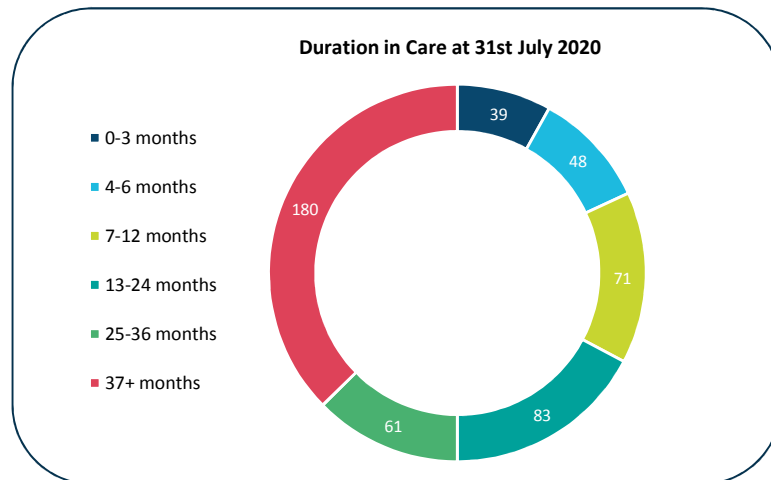
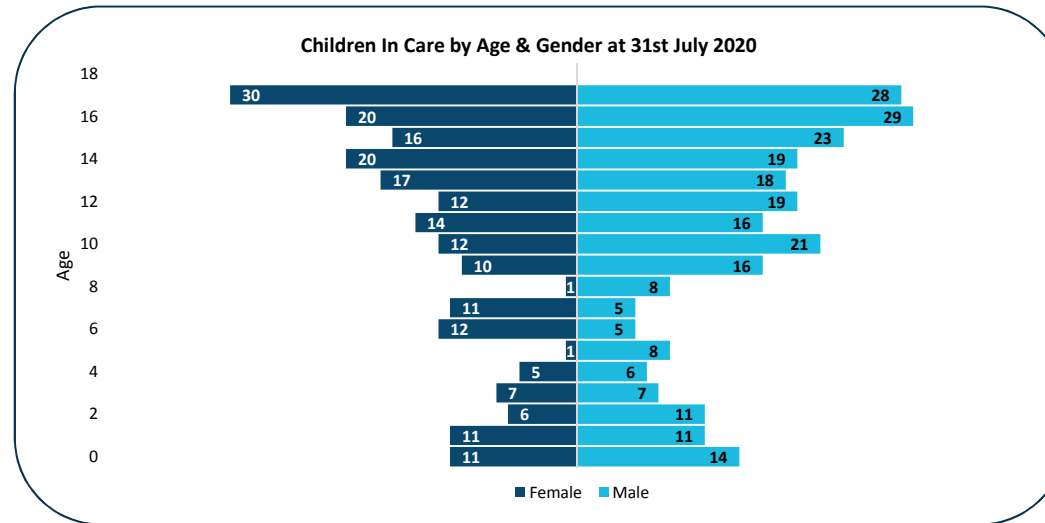
Produced by Business Intelligence & Performance (People)

## Corporate Parenting Data Set

People - Childrens

Produced by Business Intelligence & Performance (People)

# PROFILE

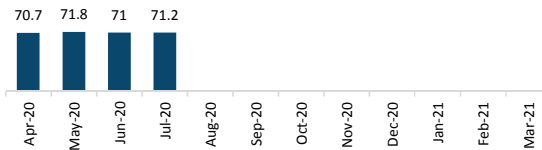


## Corporate Parenting Data Set

People - Childrens

Produced by Business Intelligence & Performance (People)

### Rate of Children In Care per 10,000



Natinal 18/19: **65**

Dorset 18/19: **54**


Statistical Neighbours 18/19: **55**

Outstanding SN 18/19 Range: **44 - 57**

#### Comments:

Our current rate of Children In Care puts Dorset as an outlier against good and outstanding statistical neighbours, statistical neighbours and England average. The number of children coming into care this year is lower than last year. The challenge is that when our children become looked after a significant number remain in our care until 18yrs.

### Number of Children who have come into Care



Dorset 18/19: **157**

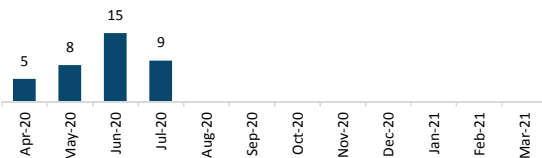
Statistical Neighbours 18/19: **234**

Outstanding SN 18/19 Range: **163 - 350**

#### Comments:

We are experiencing more children coming into care than ceasing in care. However, the largest cohort of children coming into care are aged 0-4 yrs having previously been our older young people. We continue to focus on ensuring that where necessary and where ever possible that children enter our care in a planned way with improved line of sight. Strengthened locality working and the development of the Adolescent service will support with this. Attention is being given to ensuring that plans for reunification and permanece are progressed in a timley way.

### Number of Children who have ceased to be in Care



Dorset 18/19: **198**

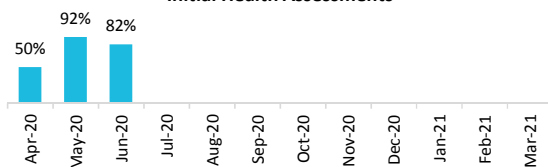
Statistical Neighbours 18/19: **213**

Outstanding SN 18/19 Range: **149 - 343**

#### Benchmarking Note:

Good and Outstanding Statistical neighbours include Wiltshire, East Sussex and Suffolk. The latest available benchmarking data has been included.

## Initial Health Assessments



**Comments:** % Initial Health Assessment Monthly IHA data is report 2 months after the month due, this is because we have to allow for the data to fall into the month due, i.e. a child accommodated on the 31st May would not be calculated until 31st June and would be reported in July KPI's. Data supplied directly from the NHS.

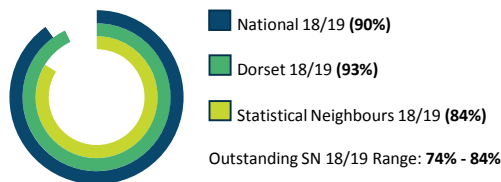

In April 40% were completed within 21-30 working days, the remaining 10% on or after 31 working days.

In May the remaining 8% were completed on or after 31 working days.

In June the remaining 18% were completed within 21-30 working days

Benchmarking data currently not available.

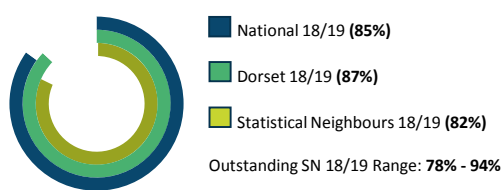

## Review Health Assessments



## Comments:

The RHA's in April were lower than normal due to the team being redeployed to support other health colleagues during the initial phase of Covid-19. Figures shown on graph are taken from Mosaic, however the data supplied directly from NHS is different and shows April 71.4% , May 95.2% and June 91.3%.

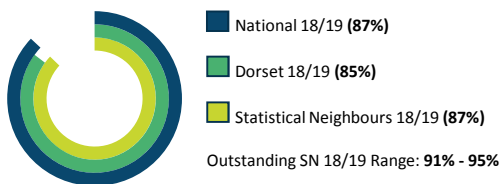
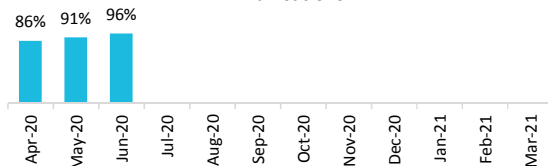
## Dental Check



## Comments:

Figures shown on graph are taken from Mosaic, however the data supplied directly from NHS is different. NHS data shows Dental CIC up to date with dental screening for the month of those due an RHA, target of 80%, April 92.9%, May 90.5%, June 91.3%.

## Immunisations



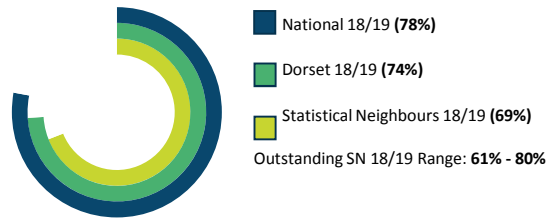
## Comments:

Data shows Immunisations CIC up to date with the UK Immunisation schedule for the month of those due an RHA supplied directly from the NHS. They have a target of 85%.

# EMOTIONAL WELLBEING



### Children age 4-16 with Completed SDQ Assessment (All)



#### Comments:

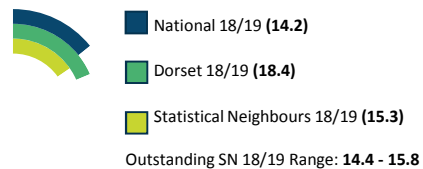
Number of children in care continuously for at least 12 months and aged 5 to 16 for whom an SDQ score was received via the Children in Care return (SSDA903). An SDQ score is required of all children aged 4-16 on the date of the last assessment. The date of assessment is not collected on the Children in Care return and therefore this cohort has been restricted to age 5-16 as at 31 March.

#### Comments:

SDQ data will be reported by the DC once the new processed is finalised as the return % and analysis for scoring will be completed by the DC EP's.

Data for this financial year is currently not available. It is hoped that this data will be available in time for the next Childrens Parenting Board meeting.

### Average SDQ Score (All)



#### Comments:

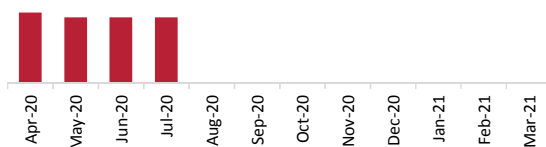
A low score is best with a score over 17 being classed as 'cause for concern'.

## Corporate Parenting Data Set

People - Childrens

Produced by Business Intelligence & Performance (People)

### CIC who have had a Missing Episode



National 18/19 (11%)

Dorset 18/19 (13%)

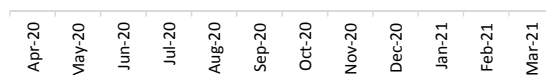
Statistical Neighbours 18/19 (11%)

Outstanding SN 18/19 Range: 9% - 11%

#### Comments:

14% of our children had a missing episode. This requires further understanding as sometimes in Dorset both absent and missing episodes are recorded as a missing episode which may result in over representation. Equally this may be due to a range of other factors. Focused audit attention will be given to clarify our understanding.

### CIC with >1 Missing Episode



National 18/19 (7.2%)

Dorset 18/19 (7.4%)


Statistical Neighbours 18/19 (7.0%)

Outstanding SN 18/19 Range: 4.1% - 7.6%

#### Comments:

Data reporting for this financial year is currently under development and will be available for the next Children's Parenting Board meeting.

### Number of allegations made against foster carers



Dorset 18/19: 15

Dorset 19/20: 27

Statistical Neighbours 18/19: 10

Outstanding SN 18/19 Range: 5 - 20

#### Comments:

Of those allegations made the number substantiated are as follows: April 2020 - 0, May 2020 - 1, June 2020 - 1, July 2020 1 on going.

# Corporate Parenting Data Set

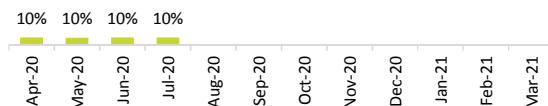
People - Childrens

Produced by Business Intelligence & Performance (People)

## PLACEMENT



### Children in Care with 3 or more Placements

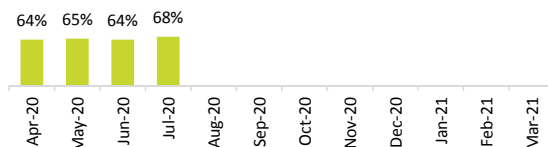


National 18/19 (10%)  
 Dorset 18/19 (8%)  
 Statistical Neighbours 18/19 (11%)  
 Outstanding SN 18/19 Range: 9% - 12%

#### Comments:

We have worked closely with our carers and providers to support children who struggled with the restriction put in place during Covid 19 to reduce the likelihood of placement breakdown over recent months.

### CIC 2.5 Years in same placement for 2+ Years

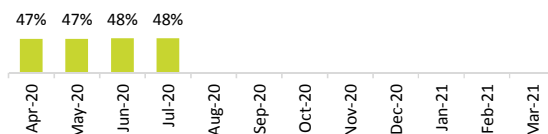


National 18/19 (69%)  
 Dorset 18/19 (42%)  
 Statistical Neighbours 18/19 (68%)  
 Outstanding SN 18/19 Range: 70% - 76%

#### Comments:

This has been an improving picture, although we recognise there is more to do in enabling our children to achieve permanence earlier and ensuring stability is maintained.

### CIC Living 20+ Miles from Home Address

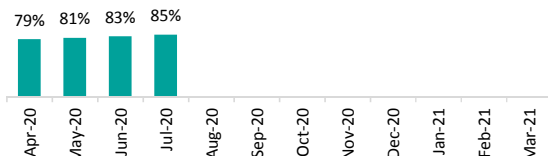


National 18/19 (20%)  
 Dorset 18/19 (40%)  
 Statistical Neighbours 18/19 (29%)  
 Outstanding SN 18/19 Range: 19% - 39%

#### Comments:

We have too many children who are placed away from their local area and are not yet settled in their permanent placements. Being placed away from local areas can mean a change in school, change in friendship groups and community relationship which can be disruptive. Recruiting local carers for local children is central to our Sufficiency Strategy.

### Children with a Permanence Plan



#### Comments:

Work has been undertaken to strengthen this area of practice from a low baseline of 29%. Quality of Permanence Plans is being tested this month through audit activity.

## Corporate Parenting Data Set

People - Childrens

Produced by Business Intelligence & Performance (People)

INDICATOR	National 18/19	Dorset 18/19	SNs 18/19	Outstanding SN 18/19 Range
% Children in Care with an Education Health and Care Plan	0.272	0.274	0.34	27.0% - 43.3%
% Children in Care achieving expected standards in Key Stage 2 Maths	0.51	0.57	0.486	35% - 46%
% Children in Care achieving expected standards in Key Stage 2 Writing	0.5	0.43	0.463	32% - 42%
% Children in Care achieving expected standards in Key Stage 2 Reading	0.49	0.43	0.469	25% - 37%
Average Attainment 8 score for Children in Care	19.2	14.4	15.4	14.9 - 17.8
Average progress 8 score for Children in Care	-1.23	-0.96	-1.42	- 0.93 - -1.33
% all Children in Care Unauthorised absence	0.014	0.017	0.01	0.4% - 1.8%
% Children in Care who have been in care for 12 months who have had at least one Fixed Term Exclusion	0.117	0.121	0.136	10.1% - 15.6%

### Comments:

Data for this year is being produced for the Virtual School Annual Report and going forward will be reported on a termly basis.



## Corporate Parenting Data Set

People - Childrens

Produced by Business Intelligence & Performance (People)

# SUFFICIENCY



INDICATOR	Dorset 18/19	Dorset 19/20	Apr-20	May-20	Jun-20	Jul-20
Number of approved foster carers (All)	186	202	203	207	208	210
Number of new households recruited – separate connected persons out	Mainstream: 21 CP: 14	Mainstream: 22 CP: 18	Mainstream: 2 CP: 1	Mainstream: 1 CP: 3	Mainstream: 2 CP: 2	Mainstream: 1 CP: 0
Number of households de-registered – exclude connected carers	16	22	1	0	3	0
Number of households resigned	44	64	1	0	3	0
Number of allegations made against foster carers that were substantiated	Data not available	14	0	1	1	1 on-going

### Comments:

For the 'number of new households recruited' a figures has been given for each mainstream and connected persons.

The 'number of households de-registered' just includes mainstream de-registrations.

A clear action plan is in place to look at improving the level of foster carer availability.

We have 28 internal foster carers who are hesitant to have children placed with them due to vulnerabilities and Covid 19. We remain in regular contact and are mindful not to add any pressure to do anything that they do not feel comfortable with.

To date we are finding placements for all children newly entering care. We have a small cohort of children for whom we are taking longer to progress with planned moves e.g. from residential to foster homes. A meeting with the social workers, fostering and commissioners has been helpful to review the children's profiles and see how we can support to find the right home for our children.

The biggest pressure remains for parent and child placements and where these are court ordered.

## Corporate Parenting Data Set

People - Childrens


Produced by Business Intelligence & Performance (People)

# ADOPTION



INDICATOR	Dorset 19/20	Apr-20	May-20	Jun-20	Jul-20	Aug-20
Number of adoptions finalised in year	16	-	-	5	3	3
Number of children living in adoptive placements pending adoption orders	-	-	-	-	-	19
Number of children with a match identified	-	-	-	-	-	5
Number of children where family finding is ongoing	-	-	-	-	-	17
Number of revocations of Placements Orders	2	2	6	7	8	-
Number of adoptive families recruited	60	2	7	4	6	2
Number of adoptive Families in assessment	-	-	-	-	-	45

**Average number of days between entering care and having an adoptive placement**



Natinal 18/19: **486**

Dorset 18/19: **433**

Dorset 19/20: **412**

Statistical Neighbours 18/19: **453**

### Comments:

Progress in this area remains positive. During Covid restrictions, children have continued to move to their adoptive placements and we have not needed to use any of the Adoption Act amendments agreed for the period of Covid.

**Average No. of days between a child receiving a PO & being matched to an adoptive family**



Natinal 18/19: **201**

Dorset 18/19: **137**

Dorset 19/20: **203**

Statistical Neighbours 18/19: **176**

### Comments:

Progress in this area remains a focus.

### Comments:

Dorset have continued to perform well among statistical neighbours for the time a child starts in care and moves to their adoptive family. New permanence planning oversight for senior leaders through placement tracking meetings is proving scrutiny and challenge.

## Corporate Parenting Data Set

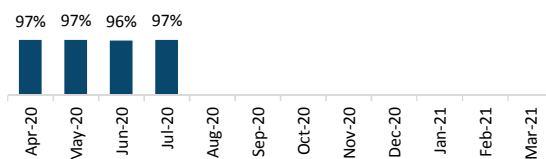
People - Childrens

Produced by Business Intelligence & Performance (People)

# CARE LEAVERS



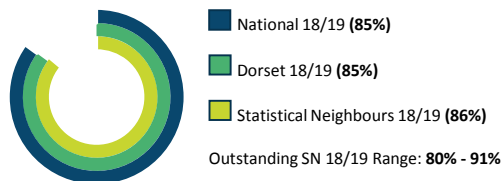
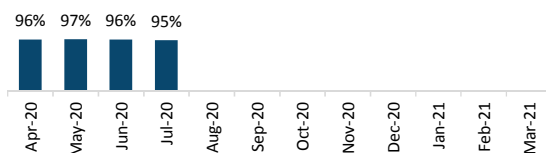
### With an up to date Pathway Plan



#### Comments:

Benchmarking data currently not available.  
While the completion of Pathway Plan is positive, the Pathway Plan template on Mosaic does not reflect the richness of conversation that takes place when completing these with our young people. Work is underway with New Belongings which will look to strengthen how plans are recorded.

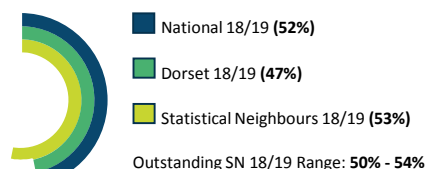
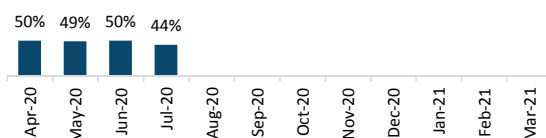
### Living in Suitable Accommodation (19-21)



#### Comments:

Safe and Suitable accommodation is an important starting point to support our young people with a good transition into adulthood, good health (including mental health), gaining qualifications and moving into employment.

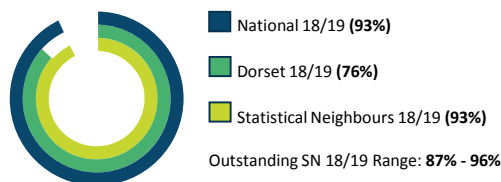

### In Employment Education or Training (19-21)



#### Comments:

We are strengthening our service offer and working with Virtual School to ensure every child in care has a confirmed offer.

### Who are in touch with Dorset LA (19-21)



#### Comments:

We are in touch with most of our care leavers and during the COVID19 lockdown period were in touch with our care leavers weekly. The team tries to locate young people with whom we have lost contact by various means.